







**Public Response Time Compliance Report**  
**Oak Valley Hospital District**  
**October 2020**

Response Time Compliance Report for October 2020					
Zone	Priority	Compliance Start Period	Compliance End Period	Compliance Period Responses	Compliance Period Compliance
Zone 4 Urban	Code 2	2020/10/01		112	96.43%
	Code 3	2020/10/01	2020/10/31	303	92.74%
Zone 4 Suburban and Rural	Code 2	2020/01/01		62	96.77%
	Code 3	2020/01/01		223	98.21%
Zone 4 Wilderness	Code 2	2020/01/01		2	100.00%
	Code 3	2020/01/01		31	100.00%
Zone D Urban	Code 2	2020/01/01		213	96.71%
	Code 3	2020/06/01	2020/10/31	282	92.91%
Zone D Suburban and Rural	Code 2	2020/01/01		51	100.00%
	Code 3	2020/01/01		135	100.00%
Zone D Wilderness	Code 2	2020/01/01		22	100.00%
	Code 3	2020/01/01		93	100.00%

**Response Time Compliance Period:** A measurement period defined as any complete month, or accumulation of months in which the total number of calls in a response area (i.e. Zone 1 Suburban) equals or exceeds 250 or a twelve month period whichever is first. Measurement will be calculated separately for Code Two and Code Three calls.

## 2020 Cumulative Performance Summary

<b>LEGEND:</b>	
	Incomplete Compliance Period
	Complete Compliance Period that is Compliant
	Complete Compliance Period that is Non-Compliant
	Zero Calls

Response Time Compliance														
Zone		Jan-20	Feb-20	Mar-20	Apr-20	May-20	Jun-20	Jul-20	Aug-20	Sep-20	Oct-20	Nov-20	Dec-20	Compliance Period Responses
Zone 4 Urban	Code 2	94.5%	94.1%	99.0%	97.4%	97.0%	97.9%	97.2%	96.2%	96.5%	96.4%			112
	Code 3	94.5%	95.4%	94.8%	96.3%	97.0%	94.5%	92.9%	95.9%	94.3%	92.7%			Complete
Zone 4 Suburban and Rural	Code 2	100.0%	100.0%	100.0%	100.0%	100.0%	100.0%	100.0%	97.9%	96.4%	96.8%			62
	Code 3	100.0%	100.0%	98.0%	98.6%	98.9%	99.1%	97.9%	97.7%	98.1%	98.2%			223
Zone 4 Wilderness	Code 2	100.0%	100.0%	100.0%	100.0%	100.0%	100.0%	100.0%	100.0%	100.0%	100.0%			2
	Code 3	100.0%	100.0%	100.0%	100.0%	100.0%	100.0%	100.0%	100.0%	100.0%	100.0%			31
Zone D Urban	Code 2	93.8%	90.2%	93.3%	95.0%	96.2%	96.9%	97.5%	96.7%	96.9%	96.7%			213
	Code 3	95.7%	94.6%	96.5%	97.3%	97.5%	95.7%	91.8%	93.9%	93.0%	92.9%			Complete
Zone D Suburban and Rural	Code 2	100.0%	100.0%	100.0%	100.0%	100.0%	100.0%	100.0%	100.0%	100.0%	100.0%			51
	Code 3	100.0%	100.0%	100.0%	100.0%	100.0%	100.0%	100.0%	100.0%	100.0%	100.0%			135
Zone D Wilderness	Code 2	100.0%	100.0%	100.0%	100.0%	100.0%	100.0%	100.0%	100.0%	100.0%	100.0%			22
	Code 3	100.0%	100.0%	100.0%	100.0%	100.0%	100.0%	100.0%	100.0%	100.0%	100.0%			93